

AC 1200

Wireless Gigabit Access Point AP300

Highlights

- **Superfast Wi-Fi** – Simultaneous 300Mbps on 2.4GHz and 867Mbps on 5GHz totals 1200Mbps Wi-Fi speeds, ideal for 4K streaming and online gaming
- **Superior Wi-Fi Coverage** – 2 dual band detachable antennas provide superior Wi-Fi coverage to eliminate “dead zones”
- **Beamforming Technology** – Delivers highly targeted and efficient wireless connections
- **Dual Core 800MHz Processor** – Greater processing power ensures great performance, even with more devices connected at the same time
- **Gigabit Ethernet Port** – Provides gigabit-class Internet access or an ultra-fast connection for wired device
- **Multiple Operation Modes** – Various operation modes, including AP, Repeater/Bridge, Client, and Multi-SSID, provide flexible solutions to meet the wireless needs in any situation



300Mbps+
867Mbps



Dual Band
2.4 & 5 GHz



Beamforming
Technology



Dual Core
800MHz CPU



Gigabit
Port



Multiple
Modes

Features



Speed

- **Blazing Fast Wi-Fi Speed** – For combined wireless speeds of up to 1.2Gbps at 2.4Ghz & 5GHz band concurrently.
- **Gigabit Ethernet Port** – Provides gigabit-class Internet access or an ultra-fast connection for wired device.
- **800MHz Dual-Core Processor** – Greater processing power ensures great performance, even with more devices connected at the same time.



Wi-Fi Range

- **Beamforming Technology** – Delivers highly targeted and efficient wireless connections.
- **Ultimate Range & Reliable Wi-Fi** – 2 dual band detachable antennas provide superior Wi-Fi coverage to eliminate “dead zones”.



Ease of Use

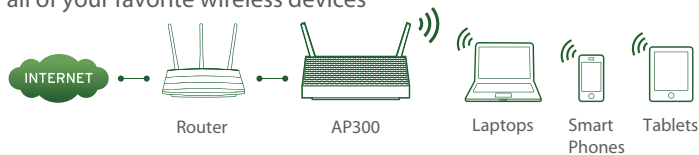
- **Quick Installation** – Intuitive GUI makes installation faster and easier than ever.
- **One Button Encryption** – Easily establish an encrypted wireless network connection with a touch of the WPS button.
- **Convenient Energy Saving** – With power on/off button.

Multiple Operation Modes

A variety of operation modes provide flexible solutions that are sure to meet the wireless needs in any situation

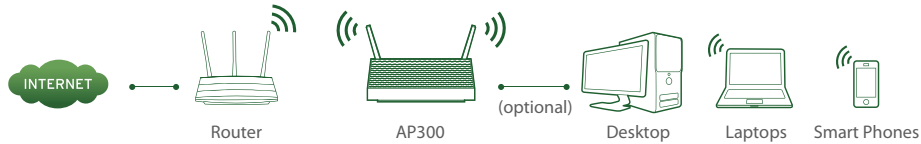
AP Mode (Default Mode)

Accepts an existing wired connection and creates a Wi-Fi network, allowing you to connect all of your favorite wireless devices



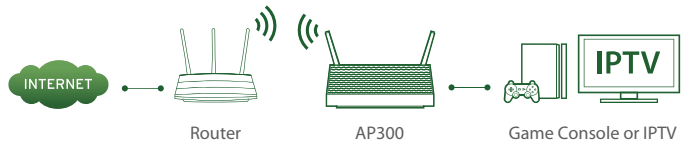
Repeater/Bridge Mode

Expands coverage and transmits wireless signal into previously unreachable areas



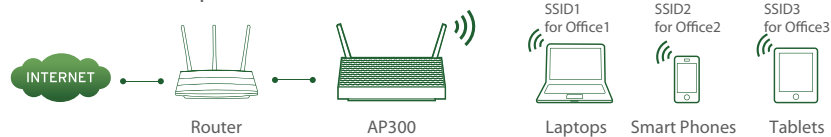
Client Mode

Acts as a "wireless adaptor", allowing you to connect your wired device to a wireless network



Multi-SSID Mode

Simultaneously supports up to four separate SSIDs and VLANs, making it ideal for offices where different departments share a Wi-Fi network



Upgrade Network with Powerful Access Point

Stream Ultra HD video and game online without lag using the AP300's lightning-fast 1200Mbps (300Mbps at 2.4GHz and 867Mbps at 5GHz) Wi-Fi. 2 dual band antennas and Beamforming technology boost the AP300's coverage and ensure strong, stable connections with devices.

2.4GHz 300Mbps Wi-Fi
5GHz 867Mbps Wi-Fi



Specifications

Hardware

- **Interfaces:** 1 * 10/100/1000Mbps Ethernet Port (RJ45)
- **Button:** WPS Button, Reset Button, LED Button, Power Button
- **External Power Supply:** 12V/2.5A
- **Dimensions (W X D X H):** 9.5 X 6.4 X 1.7 in. (242 X 162 X 44mm)
- **Antenna:** 2 dual band detachable antennas



Wireless

- **Wireless Standards:** IEEE 802.11a/ac, IEEE 802.11b/g/n
- **Frequency:** 2.4GHz & 5GHz(11ac)
- **Signal Rate:** 2.4GHz: Up to 300Mbps
5GHz: Up to 867Mbps
- **Reception Sensitivity:** 2.4GHz: 11g 54M: -76dBm
11n HT20 MCS7: -73.5dBm
11n HT40 MCS7: -71dBm
5GHz: 11a 6Mbps: -93dBm
11a 54Mbps: -75dBm
11ac HT20 MCS8: -67dBm
11ac HT40 MCS9: -62.5dBm
11ac HT80 MCS9: -59.5dBm
- **Transmit Power:** CE: <20dBm(2.4GHz), <23dBm(5GHz)
FCC: <30dBm
- **Wireless Modes:** Access Point, Repeater (Range Extender)/Bridge with AP, Client, Multi-SSID
- **Wireless Functions:** Wireless Statistic, Concurrent Mode boost both 2.4G/5G WiFi band, LED Control, Domain Login Function
- **Wireless Security:** 64/128-bit WEP, WPA/WPA2, WPA-PSK / WPA2-PSK

Specifications

Others

Package Contents

- AC1200 Wireless Gigabit Access Point, AP300
- 2 Detachable Antennas
- Power Adapter
- RJ-45 Ethernet Cable
- Desktop Mounting Stand
- Quick Installation Guide

Certification

- CE, FCC, RoHS

System Requirements

- Microsoft® Windows® 98SE, NT, 2000, XP, Vista or Windows 7, 8, 8.1, Mac® OS, NetWare®, UNIX® or Linux.

Environment

- Operating Temperature: 0°C~40°C (32°F~104°F)
- Storage Temperature: -40°C~70°C (-40°F~158°F)
- Operating Humidity: 10%~90% non-condensing
- Storage Humidity: 5%~90% non-condensing



For more information, please visit

<http://tp-link.com/en/products/details/?categoryid=&model=AP300>

or scan the QR code left

Specifications are subject to change without notice. TP-LINK is a registered trademark of TP-LINK Technologies CO., Ltd. Other brands and product names are trademarks or registered trademarks of their respective holders. No part of the specifications may be reproduced in any form or by any means or used to make any derivative such as translation, transformation, or adaptation without permission from TP-LINK Technologies CO., Ltd.

Others

Similar Products



- AC1900 Wireless Gigabit Access Point AP500



- AC750 Wireless Gigabit Access Point AP200

www.tp-link.com